

DLF capital greens NEW DELHI

“DLF CAPITAL GREENS” at 15, Shivaji Marg, New Delhi -110 015

Dlf Capital Greens Phase I

Dlf Capital Greens Phase 1 comprised of 2 & 3 BHK apartments measuring 1200 sq.ft. - 1525 sq.ft. It was launched at a price of Rs. 5500 per sq.ft. The apartments were sold out within hours of the launch. The Blocks consist of A, B, C, D, E, F, G, H, J, and K. The apartments facing the Greens had a PLC charge of Rs. 500 per sq.ft. & all Corner Apartments had a PLC of Rs. 850 per sq.ft. In case the clients opted for Green & Corner Apartments, then both PLCs were applicable.

Features:

Located right in the heart of the city.

Well connected by road & metro network.

Next door to one of Delhi's largest proposed office complex.

Walking distance to high end commercial spaces and offices.

Next to convenient retail outlets and leisure destinations.

Surrounded by more than 125 Acres of maintained Greens.

Spacious and open design pattern.

Key distances:

New Delhi Railway Station:8 kms

Shadipur Metro Station:0.5 kms

Deen Dayal College:0.25 kms

Gangaram Hospital:4 kms

Connaught Place:7 kms

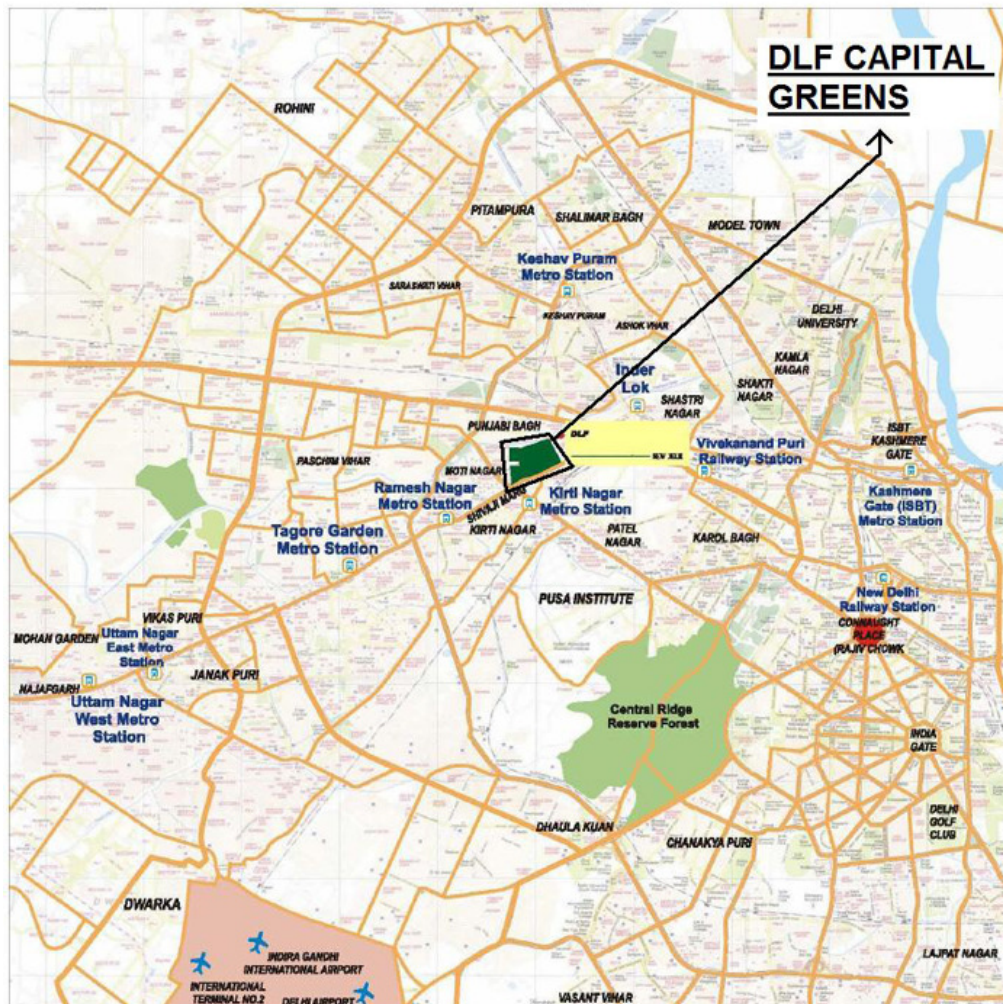
Indira Gandhi Airport:21 kms

Facilities

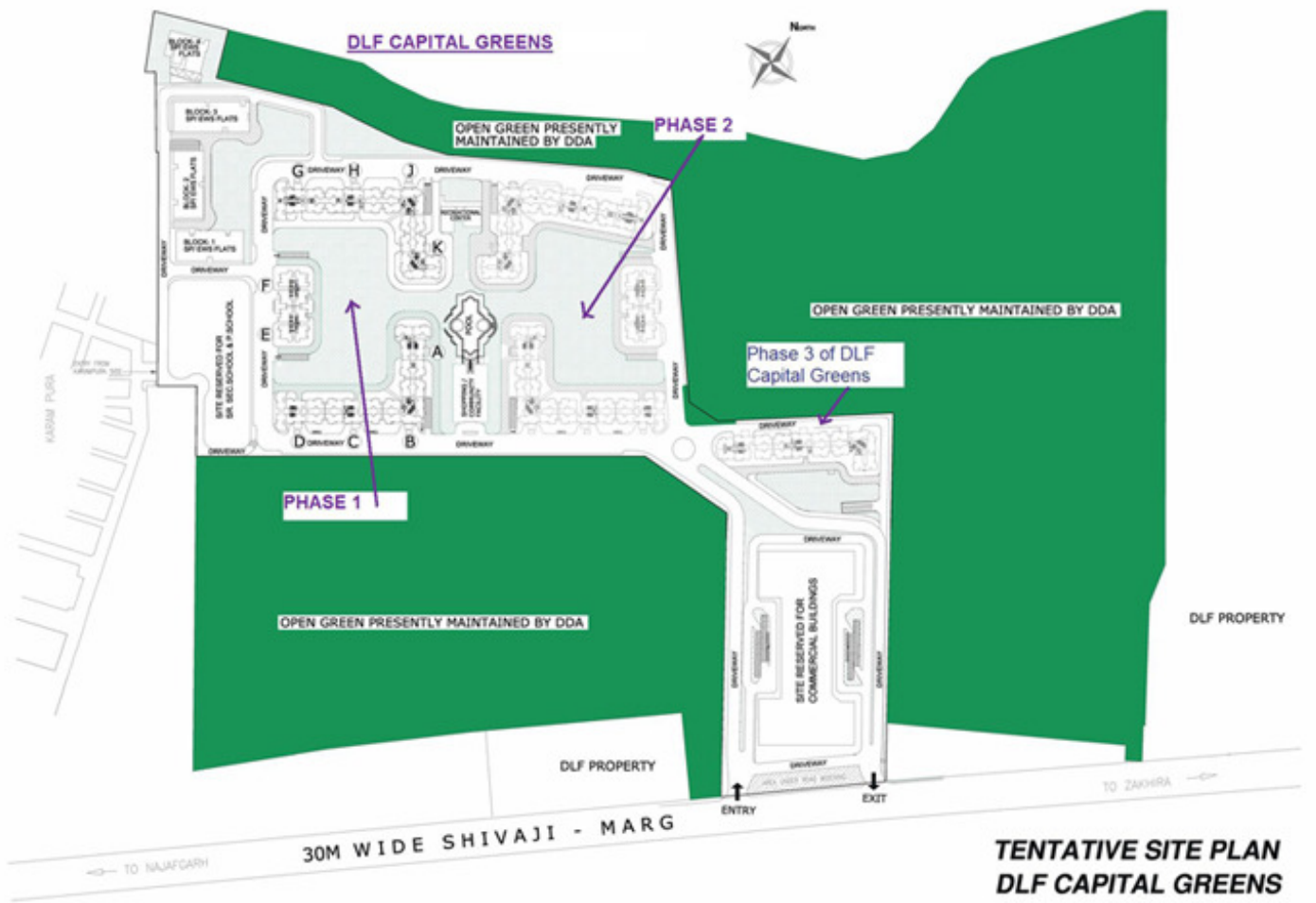
- Lavish Club - Social and Sporting facilities
 - Air-conditioned - Party Room, Gymnasium, Restaurant, Multi-purpose Hall & Banquet Hall
 - Indoor Games - Card Rooms, Pool
 - Reading Lounge
 - Swimming Pool & Change Rooms
 - Convenient Shopping Centre
- Dispensary
- Community Space for Elderly Citizens
- Landscaped Parks and Playgrounds
- Dedicated walking and jogging tracks
- Senior Secondary School
- 24 hour power back up and Ample water supply
- Round the clock multi-tiered security
- Secure and Dedicated Basement Parking for residents
- Ample parking space for visitors
- Rain Water Harvesting

Location Map

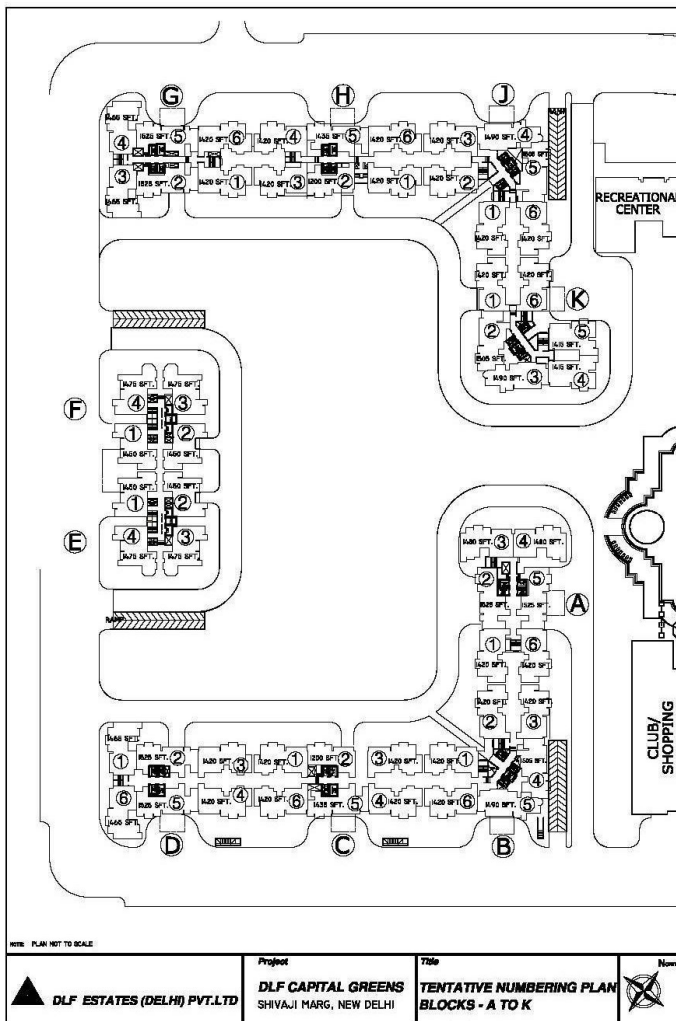
Location Map



Site Layout



Numbering Plans



FLOORS

- Living/Dining/Passage & Lobby within Apartment
- Vetrified tiles
- Kitchen & Toilets
- Anti Skid Ceramic Tiles
- Bedrooms
- Laminated Wooden Flooring
- Balcony
- Terazzo Tiles / Ceramic Tiles

WALLS

Living/ Dining/ Bedrooms/ Passage & Lobby within Apartment

Acrylic emulsion

Kitchen & Toilets

Combination of ceramic tiles, oil bound distemper and/or Mirror

CEILINGS

Ceilings

Oil Bound Distemper

COUNTERS

Toilets & Kitchen

Counters in Marble / Granite

FITTINGS / FIXTURES

Toilets & Kitchen

Single Lever CP fittings, White Chinaware. Tower Rail / Ring (No bath tubs). Stainless Steel Double bowl, single drain board kitchen sink.

STUDY ROOM

FLOOR

Terrazo / Ceramic Tiles

Walls

Oil Bound Distemper

Ceiling

Oil Bound Distemper

DOORS & WINDOWS

INTERNAL DOORS

Polished / Painted frames made of Hardwood Entrance door- Teak veneered & polished shutter / Moulded skin door.
Internal door – Painted flush shutters / moulded skin door.

External Glazings

Powder coated Aluminium

ELECTRICALS

Modular type switches & sockets, copper wiring (fittings like fans, light fixtures, geysers, appliances etc. not provided).
Back-up power not exceeding 6 KVA (for Apartments upto area 1450 sq.ft.) and not exceeding 7 KVA (for apartments upto area of 1600 sq.ft.) in area.

SECURITY SYSTEM

Proximity Card Access Control, CCTV for Basement parking and Entrance lobby at Ground Floor. Boom barriers at entry & exit of the complex and at entry & exit of the basement parking

FACILITY CENTER

Air-conditioned : Party Room, Gymnasium, Restaurant, Multi-purpose Hall and Banquet Hall. Swimming Pool, Change Rooms and Dispensary. Convenient Shopping Centre, Indoor Games – Card Rooms, Pool. Reading Lounge, Community Space for Elderly Citizens.

Dlf Capital Greens Phase II

Dlf Capital Greens Phase 2 comprised of 2, 3 & 4 BHK apartments measuring 1210 sq.ft. - 2630 sq.ft. It was launched at a price of 7500 per sq.ft. The apartments facing the Greens had a PLC charge of Rs. 500-850 per sq.ft. & all Corner Apartments except 4 BHK had a PLC of Rs. 1250 per sq.ft. In case the clients opted for Green & Corner Apartments, then both PLCs were applicable.

Features:

1. Located right in the heart of the city.
2. Well connected by road & metro network.
3. Next door to one of Delhi's largest proposed office complex.
4. Walking distance to high end commercial spaces and offices.
5. Next to convenient retail outlets and leisure destinations.
6. Surrounded by more than 100 Acres of maintained Greens.
7. Spacious and open design pattern.

Key distances:

- New Delhi Railway Station:8 kms
- Shadipur Metro Station:0.5 kms
- Deen Dayal College:0.25 kms
- Gangaram Hospital:4 kms
- Connaught Place:7 kms
- Indira Gandhi Airport:21 kms

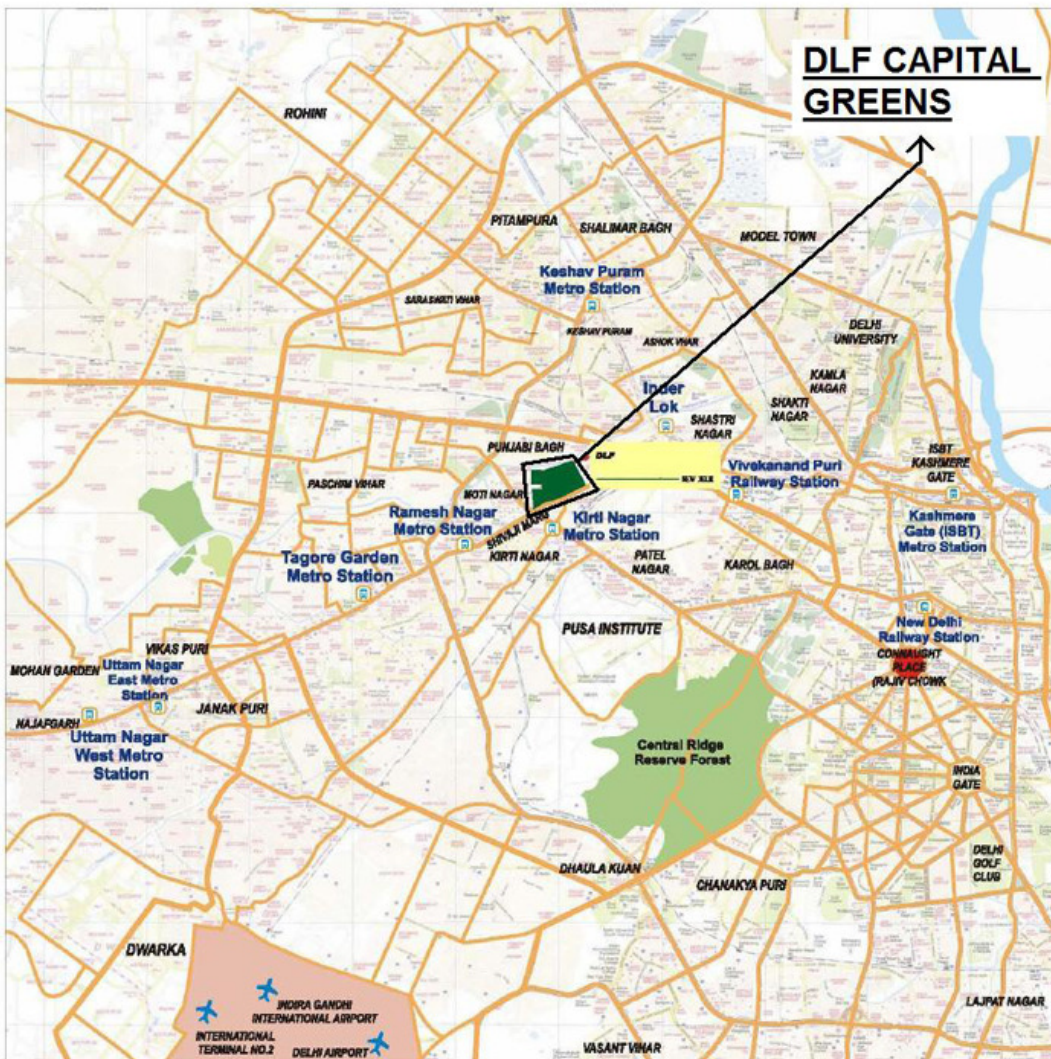
Facilities

- Lavish Club - Social and Sporting facilities
 - Air-conditioned - Party Room, Gymnasium, Restaurant, Multi-purpose Hall & Banquet Hall
 - Indoor Games - Card Rooms, Pool
 - Reading Lounge
 - Swimming Pool & Change Rooms
 - Convenient Shopping Centre
- Dispensary
- Community Space for Elderly Citizens
- Landscaped Parks and Playgrounds
- Dedicated walking and jogging tracks
- Senior Secondary School
- 24 hour power back up and Ample water supply
- Round the clock multi-tiered security

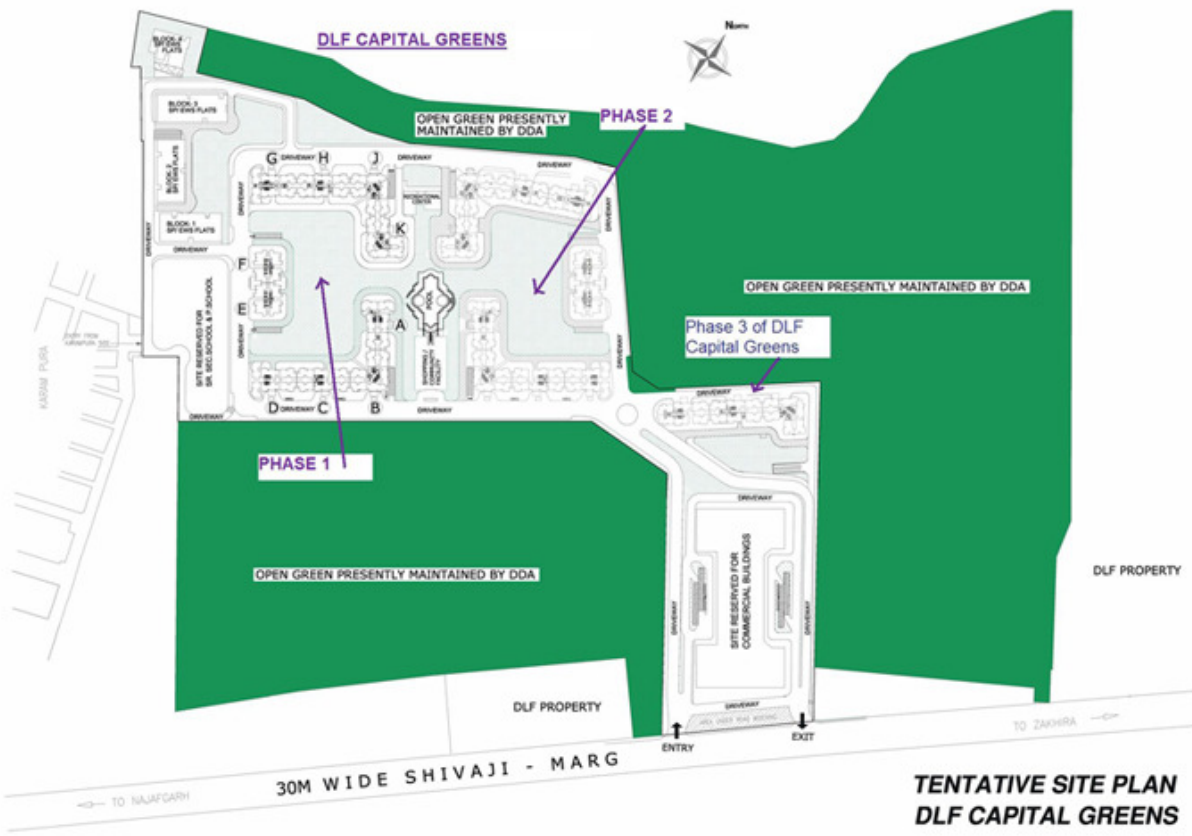
- Secure and Dedicated Basement Parking for residents
- Ample parking space for visitors
- Rain Water Harvesting

Location Map

Location Map



Site Layout



**TENTATIVE SITE PLAN
DLF CAPITAL GREENS**

Numbering Plans



Specification

FLOORS

Living/Dining/Passage & Lobby within Apartment

Vetrified tiles

Kitchen & Toilets

Anti Skid Ceramic Tiles

Bedrooms

Laminated Wooden Flooring

Balcony

Terazzo Tiles / Ceramic Tiles

WALLS

Living/ Dining/ Bedrooms/ Passage & Lobby within Apartment

Acrylic emulsion

Kitchen & Toilets

Combination of ceramic tiles, oil bound distemper and/or Mirror

Servant Room *

Combination of ceramic tiles, oil bound distemper and/or Mirror

CEILINGS

Ceilings

Oil Bound Distemper

Servant Room *

White Wash

COUNTERS

Toilets & Kitchen

Counters in Marble / Granite

FITTINGS / FIXTURES

Toilets & Kitchen

Single Lever CP fittings, White Chinaware. Tower Rail / Ring (No bath tubs). Stainless Steel Double bowl, single drain board kitchen sink.

Servant Room Toilet *

Conventional C.P. fittings & white chinaware

DOORS & WINDOWS

Internal Doors

Polished / Painted frames made of Hardwood Entrance door- Teak veneered & polished shutter / Moulded skin door. Internal door – Painted flush shutters / moulded skin door.

External Glazings

Powder coated Aluminium

ELECTRICALS

Modular type switches & sockets, copper wiring (fittings like fans, light fixtures, geysers, appliances etc. not provided). Back-up power not exceeding 6 KVA (for Apartments from 1200 sq.ft. upto 1450 sq.ft. area), not exceeding 7 KVA (for apartments from 1451 sq.ft. upto 1600 sq.ft. area) and not exceeding 9 KVA (for apartments from 2400 sq.ft. upto 2650 sq.ft. area).

SECURITY SYSTEM

Proximity Card Access Control, CCTV for Basement parking and Entrance lobby at Ground Floor. Boom barriers at entry & exit of the complex and at entry & exit of the basement parking.

FACILITY CENTRE

Air-conditioned : Party Room, Gymnasium, Restaurant, Multi-purpose Hall and Banquet Hall. Swimming Pool, Change Rooms and Dispensary. Convenient Shopping Centre, Indoor Games - Card Rooms, Pool. Reading Lounge, Community Space for Elderly Citizens.

*Servant Room, where applicable

Marble / Granite being natural materials have inherent characteristics of colour and grain variations.